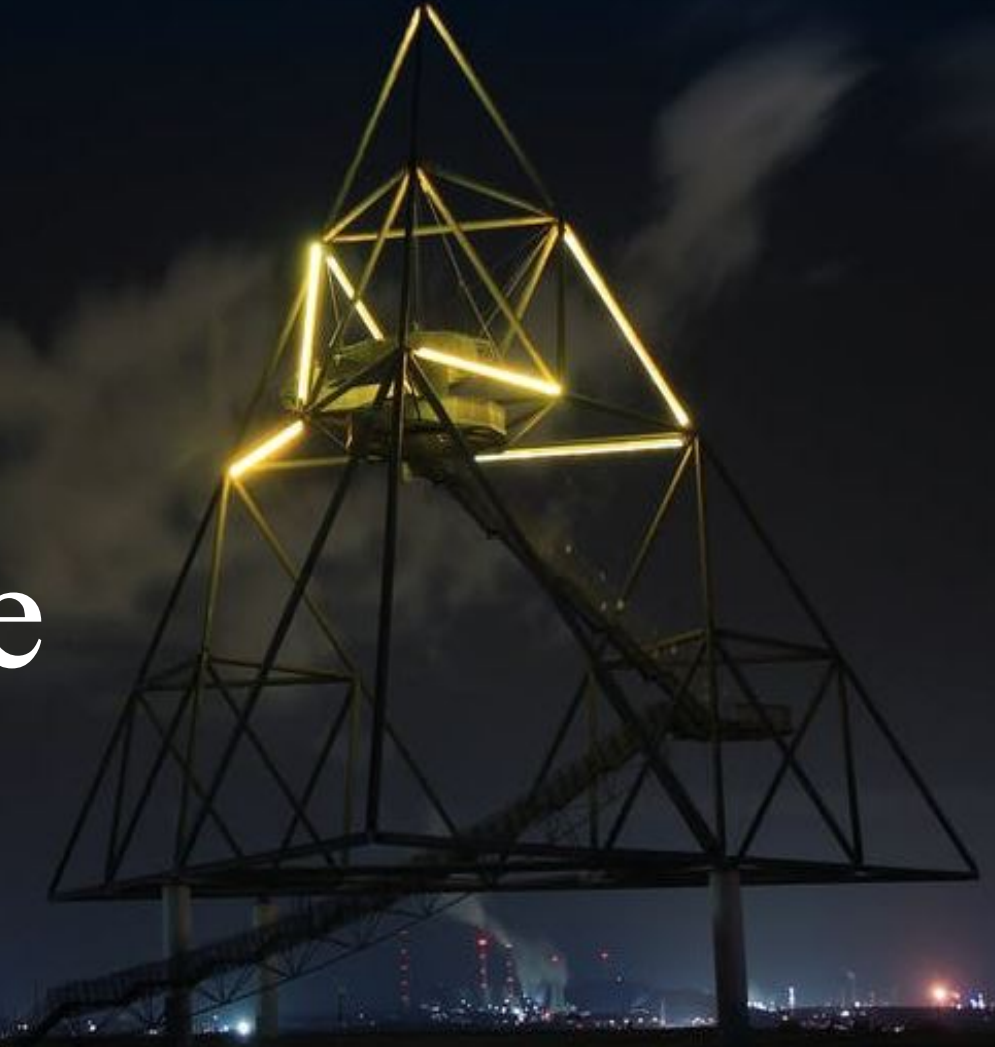




Pallas Coin


A Token built for the  
future of Apps





Dapp Rollout 1

Dapp Rollout 2




- Initial European and Asian Satellite Television Access reaching an audience of over 275 million homes

- The first major Cryptocurrency and Blockchain News Network on live broadcast

- The first live media network built with blockchain technology
- Innovative Internet connected and IPTV revenue models.

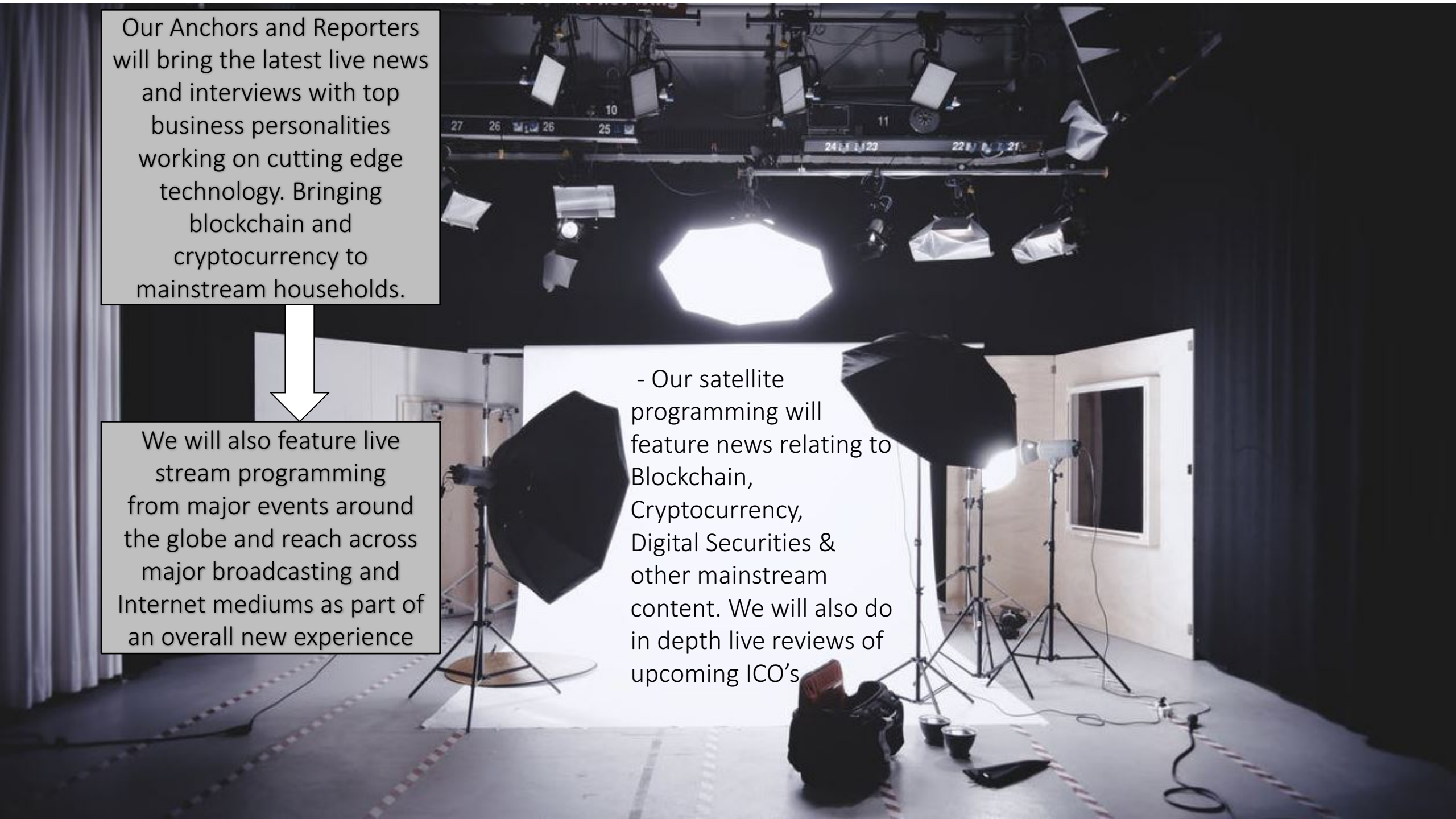


Our Anchors and Reporters will bring the latest live news and interviews with top business personalities working on cutting edge technology. Bringing blockchain and cryptocurrency to mainstream households.



We will also feature live stream programming from major events around the globe and reach across major broadcasting and Internet mediums as part of an overall new experience

- Our satellite programming will feature news relating to Blockchain, Cryptocurrency, Digital Securities & other mainstream content. We will also do in depth live reviews of upcoming ICO's



## Why Live TV?



CNN reaches approximately over 800,000 daily active viewers.



Fox News reaches approximately over 1.5 million daily active viewers.



MSNBC reaches approximately over 700,000 daily active viewers.

Only three networks with a combined daily viewership of **Three Million**. This is on live tv and does not combine other media assets. MediaCurr can reach more viewers!



In Europe we will be on the Hot Bird Pan Europe Satellite reaching 137.8 million homes throughout Europe, North Africa and the Middle East.

In Asia we will use the AsiaSat-5 satellite, using their C-band beam. This beam reaches 53 countries and 138 million potential homes in Asia, the Middle East, Eastern Europe, CIS and Australasia. AsiaSat-5 is known to be especially strong in sports, news and multicultural channels.





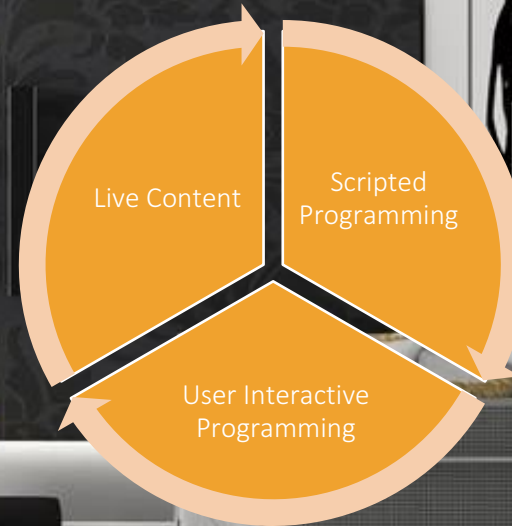
## Media Offerings



Social Access

Real Time Ratings


Live Content  
Response to  
users through  
token



Live Content

Scripted  
Programming

User Interactive  
Programming



## TV and Dapp Programming Partners

---



Blake Broadcasting in conjunction with Oak Park Capital will engage MX1 for Satellite Television coverage throughout Europe and Asia (initially) as well as use it's Internet properties and a long list of media partners to create a new network with MediaCurr. We will bring a new television news experience across numerous platforms.



Being developed by



EIGHT25MEDIA





- Averaging at \$30,000.00

Cost of Undergraduate college

- Averaging at \$100,000.00

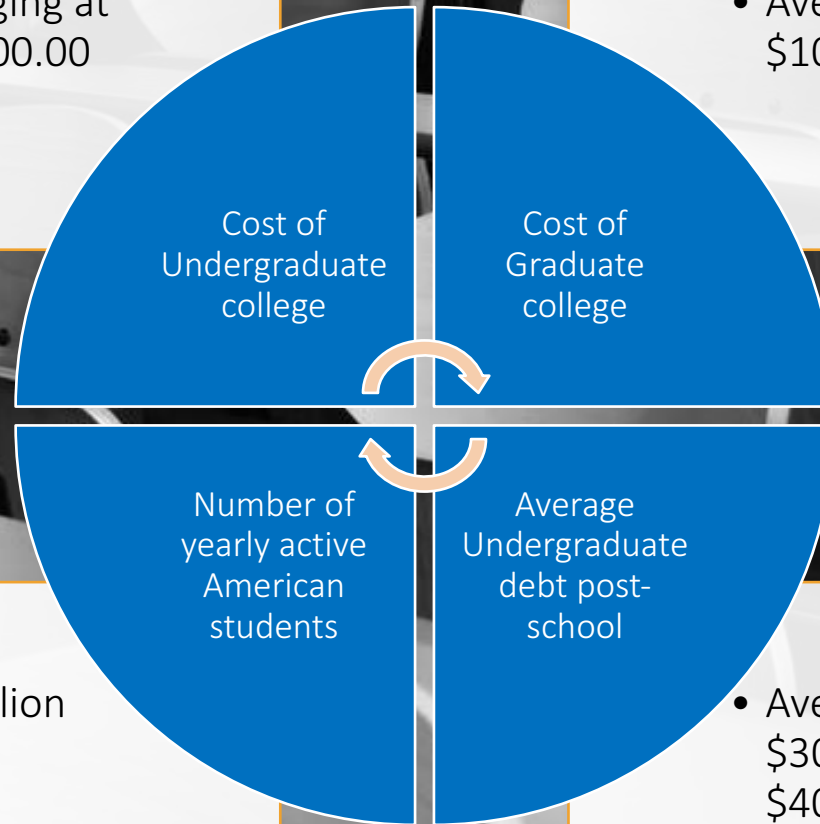
Cost of Graduate college

Number of yearly active American students

- 50 Million

Average Undergraduate debt post-school

- Averaging \$30,000.00-\$40,000.00



# Join the worlds first Social Finance Network

U.S. Patent filed for blockchain  
1<sup>st</sup> Social Finance Network

The Crowdfunding  
tool for students is  
built into DebtMet

A portal for  
Student Debt  
payments in one  
location

Connect with  
friends and family  
through our suite  
system

Earn value with  
Tokens



- 
- ```
graph LR; A["Average Debt Payoff Period?"] --> B["20 Years"]; B --> C["Average American age for full debt repayment?"]; C --> D["45"]; D --> E["American student debt accrued every second..."]; E --> F["$2,858"]; F --> G["We're Using Smart Contracts to connect with Employers and help alleviate Student Debt!"]
```
- Average Debt Payoff Period?

20 Years

- Average American age for full debt repayment?

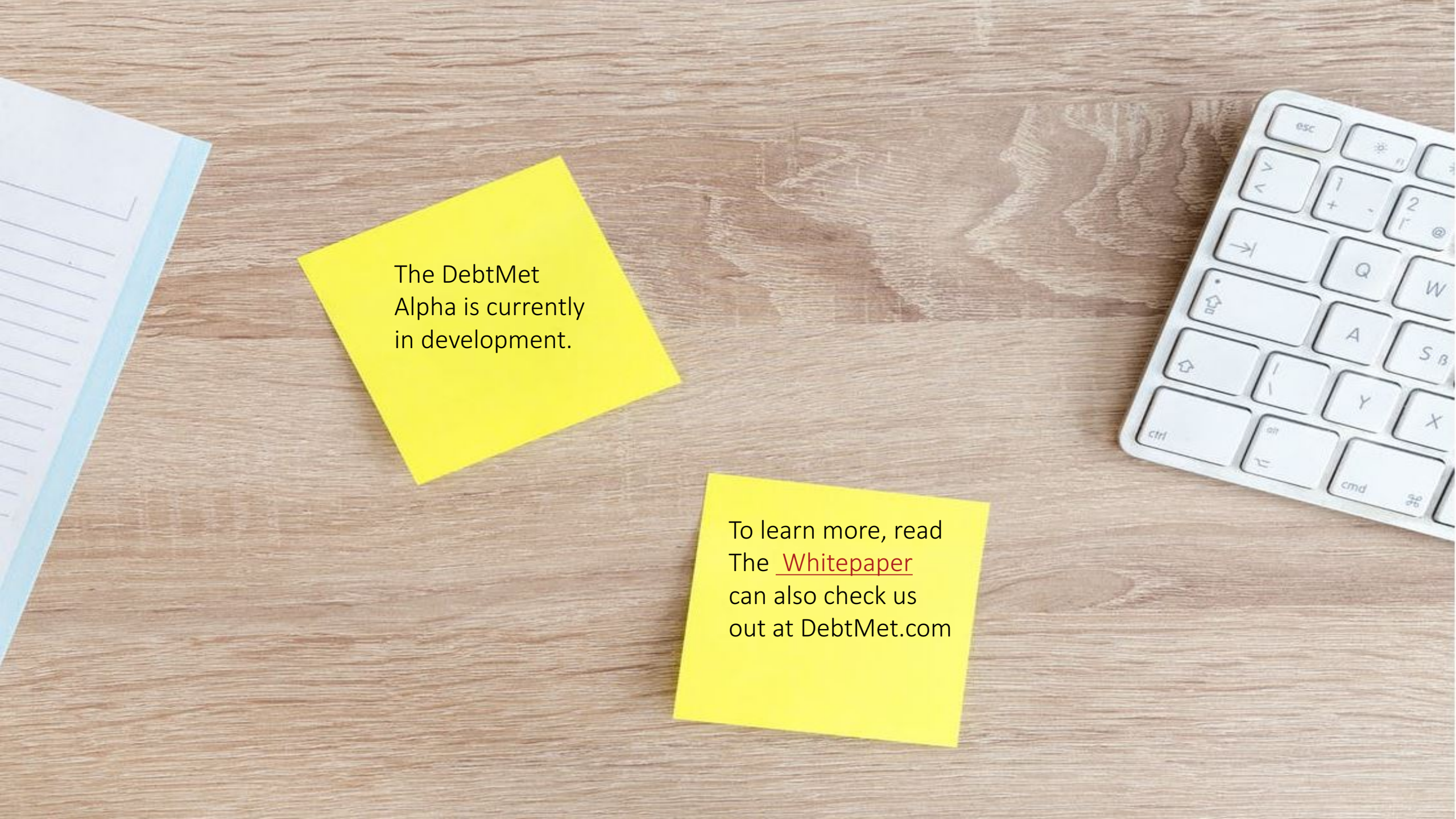
45

- American student debt accrued every second...

\$2,858

We're Using Smart Contracts to connect with Employers and help alleviate Student Debt!






The DebtMet  
Alpha is currently  
in development.

To learn more, read  
The [Whitepaper](#)  
can also check us  
out at DebtMet.com







DataCurr owns software that contains some of the longest running data on Cryptocurrency

The background image shows a laptop screen with a trading application. The top half of the screen features a candlestick price chart with green and red bars, overlaid with a blue moving average line and a red horizontal line. The bottom half of the screen displays a table of transactions. The table has columns for 'Commissions', 'Fees', 'Profit', and 'Net'. The 'Commissions' column shows values like 0.51, 0.00, and 0.00. The 'Fees' column shows values like -567.0, 308.0, and -133.0. The 'Profit' column shows values like -56.70, 274.96, and -118.33. The 'Net' column shows values like -118.33, -118.33, and -118.33. The table also includes columns for dates and times, such as '01/06/2014 16:17:01'.







- Data Warehouse
- Trading Simulation
- Interactive Market Activity UI
- Simple Process Software License For Exchanges



- Token for trading sim network hub
- Pallas Coin active for trading in distributed license software
- Pallas Coin active for historical trends access



To be released in DAPP  
ROLLOUT 2

If you want to learn more about  
the service, please read our  
whitepaper.

We will be sharing our API, as  
well as specs on our technical  
software as we continue  
building. Check [NewCurr.com](https://NewCurr.com)  
for the latest information!



To be released in DAPP  
ROLLOUT 2





Fact 1: Pallas Coin  
is a Hybrid

Fact 2: Pallas Coin  
has different  
access features  
based on  
partnered Dapp

Fact 3: There will  
be 130,000,000.00  
in circulation at  
MAXIMUM. No  
more are created  
past this limit.

Fact 6: The  
community can  
adopt Pallas Coin  
into User created  
Dapps

Fact 5: You must  
own Pallas Coin to  
be an Architect on  
the network (see  
whitepaper)

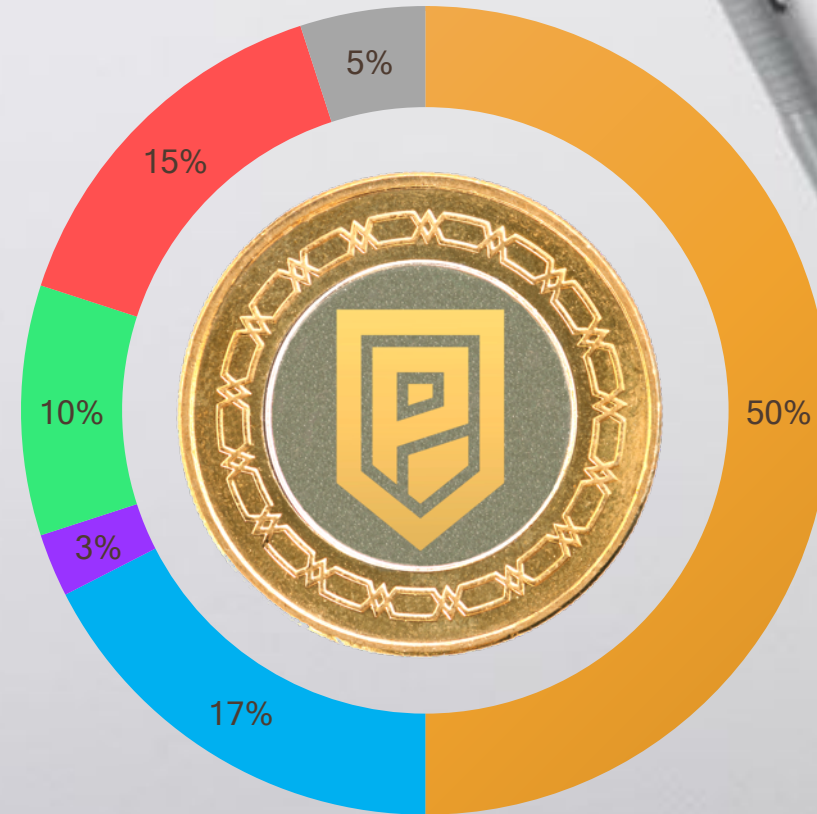
Fact 4: Pallas Coin  
is tailored to our  
Tiered Ranking  
system (see  
whitepaper)





# The Distribution

|                              |         |                |
|------------------------------|---------|----------------|
| Total                        | 100.00% | 130,000,000.00 |
| Investor                     | 2.53%   | 3,289,000.00   |
| Architects                   | 50.00%  | 65,000,000.00  |
| Pre-Sale                     | 10.00%  | 13,000,000.00  |
| Sale                         | 15.00%  | 19,500,000.00  |
| Post-Sale                    | 5.00%   | 6,500,000.00   |
| Reserved                     | 17.47%  | 22,711,000.00  |
| Max                          | 100.00% | 130,000,000.00 |
| Circulating (post-architect) | 100.00% | 130,000,000.00 |
| Circulating (immediate)      | 50.00%  | 65,000,000.00  |



Architects Team reserve Investor Pre-ICO ICO Post-ICO

Initial Stage Financing Completed

# Join Our Token Sale!

Must be in approved territory

Token Sale/Financing

Soon To Be Announced

Post-Token Sale/  
Financing

To Be Announced

